

2004 California State Championship August 7, 2004


All Shooters



CDP Champion: Darrell Godwin CDP - Expert 161.46 (20)
 ESP Champion: Taran Butler ESP - Master 125.84 (11)
 SSP Champion: Matt Outman SSP - Master 140.41 (16)
 SSR Champion: Randy Lee SSR - Master 224.71 (17)

High Senior: Rich Brito CDP - Master 169.07 (38)
 High Lady: Souzan Nelson ESP - Sharpshooter 223.23 (43)
 High Law Enforcement: Justin Nelson ESP - Master 140.77 (16)
 High Distinguished Senior: Wayne K. Johnson CDP - Expert 180.01 (20)
 Most Accurate: Dennis Powell CDP - Marksman 245.92 (7)

	Match Score	--Penalties--				Stage 1	Stage 2	Stage 3	Stage 4	Stage 5	Stage 6	Stage 7	Stage 8	Stage 9
		PD	NT	PE	FN									
CDP - Master														
1 Rich Brito	169.07	38	0	0	0	25.43 (5)	22.67 (3)	18.25 (2)	16.55 (2)	17.54 (7)	23.22 (8)	18.55 (4)	16.21 (5)	10.65 (2)
2 Paul Klosterman	199.22	42	1	2	1	27.63 (9)	34.68 (12)	24.63 (9)	20.68 (7)	18.26 (0)	29.08 (1)	15.82 (2)	14.91 (2)	13.53 (0)
CDP - Expert														
DC Darrell Godwin	161.46	20	0	0	0	24.47 (1)	22.23 (3)	18.34 (1)	17.02 (2)	18.66 (11)	20.25 (0)	14.66 (1)	14.62 (1)	11.21 (0)
1 Peter Quan	173.40	40	0	0	1	23.59 (3)	27.94 (7)	18.44 (3)	18.57 (1)	15.14 (3)	27.39 (12)	14.45 (3)	17.81 (8)	10.07 (0)
2 Peter Diaz	178.55	36	1	2	0	22.53 (2)	21.70 (4)	31.36 (10)	20.73 (3)	13.36 (2)	19.76 (2)	18.11 (8)	15.90 (2)	15.10 (3)
3 John Mercurio	179.72	23	0	1	0	25.03 (5)	22.73 (4)	26.03 (1)	21.49 (7)	16.71 (1)	20.50 (0)	15.94 (3)	16.61 (1)	14.68 (1)
4 Wayne K. Johnson	180.01	20	0	1	0	23.54 (1)	24.65 (3)	22.43 (1)	20.51 (1)	18.20 (5)	24.12 (6)	15.17 (0)	16.48 (2)	14.91 (1)
5 Sean Collinsworth	194.17	21	1	1	0	28.75 (0)	27.96 (3)	28.94 (6)	29.27 (4)	14.00 (1)	20.26 (0)	18.83 (7)	15.64 (0)	10.52 (0)
6 Max Spurgeon	199.65	20	1	1	0	24.62 (2)	26.82 (4)	24.31 (2)	23.08 (0)	18.66 (4)	23.48 (1)	22.25 (6)	24.50 (0)	11.93 (1)
7 Bill Heyder	294.64	46	2	3	0	34.77 (8)	39.07 (12)	36.80 (0)	38.25 (2)	20.77 (0)	29.46 (4)	38.74 (7)	35.05 (7)	21.73 (6)
Bruce Gavin	DNF					(0)	31.44 (9)	(0)	(0)	16.15 (3)	24.58 (6)	20.04 (6)	26.89 (8)	14.37 (4)




2004 California State Championship August 7, 2004

All Shooters



	Match Score	--Penalties--				Stage 1	Stage 2	Stage 3	Stage 4	Stage 5	Stage 6	Stage 7	Stage 8	Stage 9	
		PD	NT	PE	FN										
CDP - Sharpshooter															
1	Theo Carter	172.33	20	0	0	0	27.65 (9)	25.13 (3)	18.77 (1)	21.96 (5)	14.46 (0)	20.16 (1)	14.07 (0)	17.82 (0)	12.31 (1)
2	Dennis Hull	182.40	26	0	0	0	25.16 (2)	27.94 (8)	24.05 (2)	21.03 (4)	14.24 (2)	24.18 (6)	17.87 (1)	16.79 (1)	11.14 (0)
3	Jake Swafford	188.44	46	0	1	0	27.49 (7)	25.48 (6)	18.56 (5)	24.97 (8)	19.15 (8)	25.51 (6)	16.88 (3)	18.08 (3)	12.32 (0)
4	Tommy Harrell	195.11	27	0	1	0	33.33 (3)	30.76 (5)	28.24 (9)	21.19 (3)	14.39 (2)	21.96 (2)	16.30 (1)	15.63 (0)	13.31 (2)
5	Jim Helser	202.02	50	2	0	0	37.22 (8)	24.94 (14)	27.79 (8)	23.80 (6)	15.39 (3)	21.27 (2)	18.74 (4)	22.21 (4)	10.66 (1)
6	Tom McClintock	204.90	50	0	0	0	29.87 (2)	29.47 (11)	23.11 (5)	24.19 (9)	17.12 (4)	26.50 (5)	22.25 (11)	17.33 (2)	15.06 (1)
7	Bryan Lee	210.15	35	0	1	1	30.09 (3)	31.47 (2)	27.37 (1)	29.37 (12)	15.85 (2)	23.64 (0)	22.17 (11)	18.38 (4)	11.81 (0)
8	Ron Uchimura	216.46	22	1	1	0	31.37 (4)	29.10 (4)	24.33 (7)	21.66 (0)	18.75 (1)	27.06 (1)	20.36 (4)	26.48 (1)	17.35 (0)
9	Dan Stragier	219.35	43	1	1	1	42.27 (16)	27.98 (8)	28.38 (6)	21.91 (3)	24.75 (3)	21.72 (1)	17.16 (2)	22.98 (3)	12.20 (1)
10	Win Hoblitzelle	230.74	55	0	0	0	35.39 (9)	32.00 (6)	31.29 (12)	27.03 (2)	22.43 (3)	25.84 (4)	21.73 (11)	19.43 (6)	15.60 (2)
11	Jack Breckenridge	231.88	15	0	2	0	33.78 (2)	28.59 (3)	30.32 (2)	26.09 (2)	18.84 (0)	32.34 (5)	22.66 (1)	20.85 (0)	18.41 (0)
12	Ian McKnight	235.72	12	0	2	0	34.98 (0)	29.02 (3)	36.80 (1)	33.49 (1)	16.42 (1)	30.04 (2)	19.90 (4)	18.35 (0)	16.72 (0)
13	Jay Starkey	238.55	24	0	0	0	37.13 (0)	35.60 (5)	28.74 (1)	25.47 (3)	21.33 (3)	29.69 (7)	20.35 (4)	26.13 (1)	14.11 (0)
14	JB Barlow	246.22	35	2	0	0	34.75 (6)	29.17 (5)	33.42 (3)	34.40 (5)	18.99 (0)	28.85 (6)	21.67 (4)	28.45 (2)	16.52 (4)
15	David L. Brown	257.03	34	2	4	1	32.43 (5)	36.47 (7)	29.07 (2)	38.96 (11)	17.88 (0)	26.27 (3)	22.33 (2)	23.61 (2)	30.01 (2)
16	Dennis Smith	263.23	39	0	1	2	34.25 (2)	42.73 (12)	39.96 (11)	31.52 (1)	20.36 (1)	30.07 (2)	27.85 (3)	23.12 (7)	13.37 (0)
17	Randolph Houts	263.82	58	2	2	1	36.50 (7)	30.78 (3)	27.65 (4)	24.97 (6)	35.21 (13)	29.25 (3)	34.23 (16)	26.98 (4)	18.25 (2)
18	Fred Muller	273.29	59	1	1	2	35.77 (4)	42.59 (11)	28.12 (6)	24.87 (1)	42.73 (11)	25.52 (5)	31.33 (12)	29.25 (8)	13.11 (1)
19	Brian Lavin	317.13	52	1	2	2	38.45 (16)	39.00 (10)	47.73 (0)	33.56 (6)	26.82 (2)	34.35 (5)	19.66 (2)	41.86 (5)	35.70 (6)



2004 California State Championship August 7, 2004

All Shooters



Match --Penalties--
Score PD NT PE FN

Stage 1 Stage 2 Stage 3 Stage 4 Stage 5 Stage 6 Stage 7 Stage 8 Stage 9

CDP - Marksman


	Match Score	PD	NT	PE	FN	Stage 1	Stage 2	Stage 3	Stage 4	Stage 5	Stage 6	Stage 7	Stage 8	Stage 9
1 Steve Partridge	202.82	52	0	0	0	32.27 (9)	31.45 (11)	22.91 (4)	23.26 (6)	15.76 (5)	21.87 (3)	23.82 (9)	18.55 (4)	12.93 (1)
2 Van Duncan	214.63	21	0	0	0	31.73 (3)	29.43 (7)	33.10 (2)	21.18 (0)	17.31 (2)	25.53 (0)	21.39 (2)	21.22 (5)	13.74 (0)
3 Walter Weinman	223.36	26	0	1	0	32.69 (4)	31.62 (2)	27.92 (3)	24.58 (1)	19.13 (2)	31.30 (10)	20.80 (4)	19.88 (0)	15.44 (0)
4 Randy Bates	231.81	39	0	0	0	39.87 (5)	30.77 (5)	28.60 (2)	27.60 (5)	18.78 (3)	33.35 (6)	19.52 (9)	19.27 (4)	14.05 (0)
5 Arlan Averyt	235.06	45	0	0	0	35.44 (6)	33.52 (8)	34.13 (11)	26.47 (5)	19.71 (3)	26.53 (3)	23.92 (9)	21.62 (0)	13.72 (0)
6 Deanna Sykes	235.84	57	0	0	1	32.28 (4)	39.50 (16)	25.90 (3)	28.30 (11)	22.10 (6)	28.75 (10)	22.21 (4)	21.28 (3)	15.52 (0)
7 Pete Ahrens	237.49	59	0	3	0	28.45 (5)	30.23 (6)	31.30 (10)	31.06 (14)	23.74 (6)	26.40 (5)	19.79 (5)	22.75 (4)	23.77 (4)
8 Rick Orloff	241.55	46	0	1	1	33.57 (4)	32.69 (7)	38.21 (11)	24.63 (0)	21.07 (8)	30.21 (6)	23.07 (3)	22.77 (5)	15.33 (2)
9 Dennis Powell	245.92	7	0	2	0	40.21 (2)	29.91 (2)	30.14 (2)	29.91 (1)	21.06 (0)	28.35 (0)	19.72 (0)	20.97 (0)	25.65 (0)
10 Thomas A. Gray	246.55	48	1	1	0	36.65 (9)	33.91 (7)	41.09 (5)	31.02 (9)	19.97 (3)	26.59 (2)	20.91 (4)	19.22 (3)	17.19 (6)
11 Eric Leach	248.53	23	0	1	0	32.79 (1)	39.37 (6)	29.45 (1)	25.68 (2)	25.26 (2)	29.63 (5)	26.34 (4)	20.96 (2)	19.05 (0)
12 Ron Long	250.51	49	1	1	1	31.12 (6)	33.96 (9)	26.27 (3)	32.77 (4)	21.45 (3)	31.78 (8)	34.71 (16)	26.17 (0)	12.28 (0)
13 Richard Cotter	254.29	29	1	0	0	36.23 (3)	39.23 (3)	27.09 (2)	32.69 (4)	18.23 (2)	29.84 (3)	22.63 (6)	34.83 (5)	13.52 (1)
14 Jim Bianchi	260.60	22	0	2	0	36.72 (1)	33.30 (2)	28.68 (2)	34.03 (8)	20.42 (5)	31.45 (1)	21.08 (3)	24.39 (0)	30.53 (0)
15 Deenie Woolery	264.49	61	2	2	0	39.69 (17)	34.52 (6)	30.37 (8)	34.44 (2)	19.76 (4)	34.51 (3)	29.14 (14)	27.41 (6)	14.65 (1)
16 Blake Partridge	277.84	56	0	2	1	40.54 (5)	32.41 (6)	36.09 (10)	43.80 (12)	19.90 (3)	36.42 (5)	29.78 (12)	23.85 (2)	15.05 (1)
17 John Rogers	278.61	38	0	0	0	38.50 (5)	34.83 (10)	37.89 (2)	31.99 (4)	25.08 (2)	33.28 (6)	33.53 (4)	25.66 (4)	17.85 (1)
18 Michael McGinn	294.32	65	1	3	3	35.14 (7)	40.23 (1)	40.24 (12)	29.08 (1)	23.42 (6)	36.39 (4)	34.08 (18)	40.90 (15)	14.84 (1)
19 Eric Johnson	297.39	25	0	5	0	49.81 (3)	38.92 (10)	46.09 (1)	33.75 (2)	23.01 (5)	28.09 (0)	29.66 (4)	27.41 (0)	20.65 (0)
20 A.P. Marsten	299.73	38	0	3	0	37.15 (7)	35.39 (9)	46.59 (1)	30.88 (1)	28.22 (1)	48.94 (9)	23.92 (8)	26.16 (2)	22.48 (0)
21 Larry Bakkum	312.21	56	1	4	0	45.08 (17)	39.91 (10)	37.36 (5)	38.24 (4)	27.48 (5)	37.84 (4)	29.26 (6)	34.34 (4)	22.70 (1)
22 Linda Howard	378.54	85	1	6	2	51.30 (11)	50.13 (10)	54.85 (15)	42.14 (2)	30.23 (8)	52.90 (13)	35.79 (10)	40.64 (16)	20.56 (0)

CDP - Novice

1 Dave Ramirez	347.49	35	0	2	0	61.04 (8)	40.99 (5)	40.15 (1)	37.27 (3)	34.05 (4)	35.33 (4)	43.66 (7)	29.50 (3)	25.50 (0)
----------------	---------------	----	---	---	---	-----------	-----------	-----------	-----------	-----------	-----------	-----------	-----------	-----------

ESP - Master

DC Taran Butler	125.84	11	0	0	0	17.40 (2)	18.19(1)	16.02 (3)	14.82(1)	10.72(0)	14.08(2)	12.37(1)	13.24 (1)	9.00(0)
1 Justin Nelson	140.77	16	0	0	0	20.74 (5)	19.66 (0)	17.16 (1)	15.13 (2)	14.63 (1)	17.40 (5)	13.75 (1)	12.85(0)	9.45 (1)
2 Tim Tucker	151.75	10	0	0	0	20.73 (1)	21.01 (1)	18.97 (2)	17.64 (0)	14.97 (3)	15.17 (1)	16.28 (2)	15.56 (0)	11.42 (0)
3 Ronald Durham	196.09	14	0	0	0	26.37 (1)	30.03 (1)	25.84 (1)	20.55 (1)	15.92 (1)	24.59 (2)	21.90 (7)	17.87 (0)	13.02 (0)



2004 California State Championship August 7, 2004



All Shooters

Match --Penalties--
Score PD NT PE FN

Stage 1 Stage 2 Stage 3 Stage 4 Stage 5 Stage 6 Stage 7 Stage 8 Stage 9

ESP - Expert


	Match Score	PD	NT	PE	FN	Stage 1	Stage 2	Stage 3	Stage 4	Stage 5	Stage 6	Stage 7	Stage 8	Stage 9
1 Matt Danielson	158.40	16	0	0	0	21.91 (1)	25.29 (4)	20.17 (4)	18.53 (0)	13.60 (0)	15.01 (1)	17.87 (6)	15.69 (0)	10.33 (0)
2 Corky Martin	166.62	28	1	0	0	21.01 (4)	22.38 (3)	19.48 (1)	18.49 (2)	13.18 (0)	19.03 (6)	16.68 (3)	24.42 (8)	11.95 (1)
3 Andrew Catbagan	177.94	22	0	1	0	22.11 (2)	24.28 (2)	22.46 (4)	22.90 (2)	18.33 (2)	17.98 (3)	17.84 (5)	17.68 (1)	14.36 (1)
4 Brian Gonsalves	182.54	29	0	1	0	22.94 (4)	26.15 (3)	22.32 (3)	22.63 (6)	17.06 (2)	19.40 (3)	16.26 (1)	17.69 (5)	18.09 (2)
5 Don Hyatt	188.27	34	0	1	0	28.21 (7)	26.94 (4)	22.47 (5)	21.17 (2)	17.53 (10)	20.27 (4)	17.22 (0)	22.18 (0)	12.28 (2)

ESP - Sharpshooter

1 Larry Renner	190.28	34	0	0	0	26.45 (8)	29.22 (3)	21.60 (2)	21.92 (1)	16.83 (1)	20.58 (2)	19.14 (9)	18.83 (2)	15.71 (6)
2 Thomas Curran	193.21	26	0	1	0	28.49 (6)	26.61 (2)	24.28 (3)	23.95 (2)	16.85 (4)	18.93 (0)	19.75 (7)	20.90 (2)	13.45 (0)
3 Charles DeSalme	193.70	30	1	0	0	24.05 (4)	30.69 (4)	20.53 (3)	27.07 (2)	18.08 (6)	18.49 (5)	23.76 (4)	16.36 (0)	14.67 (2)
4 Bruce Funk	193.98	44	0	4	0	25.29 (9)	27.13 (2)	22.61 (10)	22.50 (8)	17.37 (4)	20.52 (3)	26.24 (1)	18.59 (2)	13.73 (5)
5 Gordon Cameron	198.35	30	0	0	0	28.36 (6)	29.45 (3)	24.16 (2)	26.17 (9)	17.89 (0)	23.44 (9)	17.04 (1)	17.17 (0)	14.67 (0)
6 Brad Maynard	205.79	27	5	0	0	23.03 (3)	22.87 (3)	19.45 (5)	48.28 (3)	18.08 (2)	17.30 (0)	18.50 (2)	19.56 (8)	18.72 (1)
7 Souzan Nelson	223.23	43	0	0	0	28.60 (6)	32.00 (5)	24.88 (4)	24.14 (2)	19.58 (3)	23.60 (6)	26.15 (4)	27.57 (11)	16.71 (2)
8 Craig Loveridge	245.23	88	0	1	3	24.26 (5)	28.53 (3)	26.22 (8)	34.45 (21)	20.83 (7)	33.89 (20)	40.09 (19)	22.09 (5)	14.87 (0)
Frank Caruso	DNF					(0)	(0)	(0)	29.21 (12)	33.34 (7)	20.07 (3)	17.19 (1)	(0)	(0)

ESP - Marksman

1 Bob Lee	204.75	37	0	0	0	28.54 (7)	30.49 (8)	27.56 (8)	26.92 (3)	20.30 (4)	17.91 (0)	17.99 (4)	20.06 (1)	14.98 (2)
2 Jonathan Pohlod	205.48	48	0	0	0	27.45 (3)	29.42 (9)	27.80 (7)	22.80 (3)	16.55 (2)	19.38 (3)	24.95 (13)	21.29 (7)	15.84 (1)
3 Mike Maynard	213.54	86	0	3	1	32.92 (17)	31.92 (11)	23.66 (9)	34.54 (19)	17.24 (3)	19.11 (5)	22.51 (14)	20.14 (7)	11.50 (1)
4 Doug Nielsen	224.21	40	1	1	0	29.66 (6)	31.70 (6)	32.32 (2)	32.44 (8)	19.19 (1)	23.40 (8)	21.50 (5)	19.09 (2)	14.91 (2)
5 Robert Hodges	230.53	42	1	1	0	30.34 (3)	33.56 (6)	25.21 (2)	24.38 (2)	22.34 (4)	24.16 (3)	24.74 (8)	29.07 (12)	16.73 (2)
6 Ken Hayashi	260.46	34	1	1	0	35.58 (5)	35.41 (5)	36.41 (4)	28.80 (4)	20.63 (3)	27.77 (2)	30.60 (6)	26.61 (4)	18.65 (1)
7 Scott Cameron	271.23	30	0	4	0	31.54 (4)	45.85 (8)	33.48 (2)	27.98 (2)	19.65 (2)	33.29 (7)	28.19 (2)	25.93 (3)	25.32 (0)
8 Gary Scott	274.29	41	0	2	1	28.93 (0)	40.45 (11)	46.37 (22)	33.06 (2)	25.23 (1)	25.33 (1)	31.62 (2)	21.85 (2)	21.45 (0)
9 Steve Harris	311.65	33	0	6	1	37.38 (11)	47.53 (4)	36.94 (0)	33.85 (1)	29.79 (12)	31.64 (2)	26.96 (2)	34.95 (1)	32.61 (0)
10 Bill Dumler	317.35	53	0	1	3	38.56 (7)	56.98 (22)	43.59 (2)	36.04 (3)	31.14 (4)	36.82 (12)	28.28 (1)	26.95 (1)	18.99 (1)
11 Paul Williams	325.91	29	1	6	1	40.84 (2)	47.72 (2)	38.34 (1)	35.64 (1)	26.11 (1)	37.58 (3)	27.69 (4)	43.80 (14)	28.19 (1)
12 Joel Bowman	332.31	107	1	1	5	41.08 (7)	52.89 (16)	45.98 (15)	36.79 (12)	24.21 (4)	54.81 (28)	39.16 (21)	20.84 (3)	16.55 (1)
13 James Manley	345.23	23	0	4	0	53.17 (0)	46.79 (6)	49.96 (6)	35.25 (1)	29.68 (1)	44.54 (4)	29.03 (2)	32.83 (3)	23.98 (0)



2004 California State Championship August 7, 2004

All Shooters



Match --Penalties--
Score PD NT PE FN


Stage 1 Stage 2 Stage 3 Stage 4 Stage 5 Stage 6 Stage 7 Stage 8 Stage 9

ESP - Novice

	Match Score	PD	NT	PE	FN	Stage 1	Stage 2	Stage 3	Stage 4	Stage 5	Stage 6	Stage 7	Stage 8	Stage 9
1 Brennan Price	302.07	58	1	5	0	53.25 (2)	37.42 (3)	44.12 (3)	32.45 (4)	20.55 (5)	29.15 (7)	32.32 (11)	28.40 (13)	24.41 (10)
2 Jennifer Bell	318.28	76	1	0	2	54.00 (0)	45.03 (16)	35.93 (7)	38.98 (9)	22.32 (6)	25.22 (3)	44.04 (15)	36.12 (16)	16.64 (4)
3 Brian Schlegel	344.69	61	1	0	2	37.30 (2)	46.91 (9)	46.58 (2)	54.45 (16)	26.41 (2)	43.78 (11)	34.21 (11)	33.24 (7)	21.81 (1)
Nancy Pohlod	DNF					(0)	(0)	(0)	51.77 (13)	35.92 (11)	57.22 (13)	(0)	32.28 (6)	27.94 (7)

SSP - Master

	Match Score	PD	NT	PE	FN	Stage 1	Stage 2	Stage 3	Stage 4	Stage 5	Stage 6	Stage 7	Stage 8	Stage 9
DC Matt Outman	140.41	16	0	0	0	17.08(0)	21.22 (2)	19.35 (7)	16.53 (0)	12.38 (0)	16.16 (4)	14.48 (2)	13.75 (1)	9.46 (0)
1 Bruce Gray	148.30	11	0	1	0	18.91 (2)	21.48 (2)	17.22 (1)	16.44 (0)	13.54 (1)	15.49 (0)	15.57 (3)	16.08 (1)	13.57 (1)
2 Chris Perez	149.03	15	0	1	0	17.38 (1)	21.00 (3)	18.34 (1)	17.71 (3)	13.02 (1)	21.97 (2)	14.25 (0)	15.77 (4)	9.59 (0)
3 Anthony Riccardi	156.22	37	0	2	0	20.30 (6)	24.29 (5)	15.59(1)	20.16 (6)	13.18 (1)	18.45 (9)	15.05 (3)	18.63 (5)	10.57 (1)
4 Bradley Holt	157.61	23	1	1	0	25.04 (6)	23.65 (5)	17.10 (2)	21.53 (2)	10.95 (1)	19.18 (2)	14.20 (1)	14.21 (4)	11.75 (0)
5 Joe Polati	165.89	38	1	1	0	21.85 (9)	22.55 (3)	25.45 (7)	20.39 (8)	12.24 (1)	17.79 (5)	16.21 (2)	16.59 (3)	12.82 (0)
6 Chuck Mahoney	166.05	20	0	0	0	26.76 (8)	26.11 (1)	21.84 (8)	20.76 (1)	13.26 (0)	15.37 (0)	15.16 (2)	15.80 (0)	10.99 (0)
7 David Sabovich	173.33	42	0	2	0	23.91 (3)	25.03 (4)	22.24 (8)	17.81 (0)	16.49 (3)	18.37 (6)	20.17 (11)	15.58 (5)	13.73 (2)
8 Mike Nelson	193.61	62	1	0	2	31.69 (18)	25.30 (7)	23.32 (10)	28.66 (11)	15.54 (4)	17.87 (3)	18.39 (4)	21.35 (4)	11.49 (1)



2004 California State Championship August 7, 2004

All Shooters




Match --Penalties--
Score PD NT PE FN

Stage 1 Stage 2 Stage 3 Stage 4 Stage 5 Stage 6 Stage 7 Stage 8 Stage 9

SSP - Expert

	Match Score	PD	NT	PE	FN	Stage 1	Stage 2	Stage 3	Stage 4	Stage 5	Stage 6	Stage 7	Stage 8	Stage 9
1 Andrew Frazier	176.01	34	0	0	0	25.78 (10)	24.93 (7)	21.56 (4)	19.28 (0)	17.91 (2)	17.21 (3)	18.45 (1)	18.69 (6)	12.20 (1)
2 Lee Leatherman	179.29	33	0	0	0	21.93 (2)	26.44 (10)	21.83 (4)	19.99 (1)	16.60 (3)	18.56 (2)	19.58 (3)	20.56 (6)	13.80 (2)
3 Drew Morgan	180.47	26	0	1	0	22.96 (3)	29.83 (5)	20.34 (4)	22.77 (1)	17.02 (3)	21.26 (4)	19.25 (4)	16.66 (1)	10.38 (1)
4 Russ Shaver	184.60	29	0	2	0	27.08 (8)	26.77 (5)	23.70 (3)	18.97 (2)	14.71 (3)	19.52 (4)	21.18 (1)	19.40 (2)	13.27 (1)
5 Clete Knowlton	185.97	36	0	0	1	24.89 (5)	25.48 (6)	31.93 (13)	18.78 (3)	15.28 (1)	19.55 (2)	16.96 (1)	17.74 (0)	15.36 (5)
6 Philip Quintal	187.65	22	1	1	0	23.62 (3)	28.02 (4)	27.25 (7)	23.04 (0)	16.64 (1)	15.83 (1)	15.93 (1)	23.27 (2)	14.05 (3)
7 Chris Sallee	188.03	10	0	0	0	26.48 (2)	27.54 (1)	21.48 (1)	22.31 (1)	17.05 (1)	23.74 (0)	18.60 (2)	16.04 (1)	14.79 (1)
8 David Hearth	188.76	20	1	0	0	24.35 (3)	25.41 (1)	21.37 (5)	21.62 (4)	15.98 (1)	20.09 (1)	18.40 (3)	28.51 (1)	13.03 (1)
9 Nick Young	195.94	18	0	0	0	27.48 (7)	28.27 (2)	22.47 (2)	25.37 (3)	18.07 (1)	19.10 (1)	18.25 (1)	21.55 (0)	15.38 (1)
10 Tom Wynn	200.28	29	0	2	0	26.37 (5)	27.43 (5)	31.07 (2)	25.95 (6)	18.33 (1)	21.64 (5)	16.50 (3)	19.70 (1)	13.29 (1)
11 Jim Cyran	204.16	41	0	2	1	25.88 (5)	30.25 (3)	25.97 (1)	20.60 (4)	18.67 (3)	26.90 (12)	23.57 (6)	19.39 (6)	12.93 (1)
12 Ken Dexter	213.25	10	0	0	0	27.45 (2)	27.83 (3)	28.79 (0)	25.53 (0)	18.02 (0)	23.34 (1)	20.95 (0)	25.67 (2)	15.67 (2)
13 Steven Shellhammer	214.66	52	1	2	2	25.17 (3)	26.61 (5)	28.95 (10)	20.95 (2)	21.56 (6)	22.23 (7)	20.65 (7)	33.04 (10)	15.50 (2)
14 Dale Hall	219.82	33	1	1	0	28.35 (3)	32.24 (6)	24.24 (3)	26.31 (7)	19.33 (1)	21.60 (3)	19.34 (2)	29.28 (8)	19.13 (0)
15 Ron Walter	224.71	29	1	1	0	35.15 (3)	36.93 (14)	22.55 (1)	26.55 (4)	16.02 (1)	24.62 (3)	21.06 (2)	24.96 (1)	16.87 (0)



2004 California State Championship August 7, 2004

All Shooters




Match
Score --Penalties--
PD NT PE FN

Stage 1 Stage 2 Stage 3 Stage 4 Stage 5 Stage 6 Stage 7 Stage 8 Stage 9

SSP - Sharpshooter

Rank	Name	Match Score	PD	NT	PE	FN	Stage 1	Stage 2	Stage 3	Stage 4	Stage 5	Stage 6	Stage 7	Stage 8	Stage 9
1	Brad Vikjord	170.74	38	0	0	0	23.46 (3)	28.40 (7)	18.83 (0)	21.58 (7)	14.46 (6)	18.12 (5)	18.03 (4)	15.73 (1)	12.13 (5)
2	Beau (BJ) Diederich	179.40	18	0	1	0	25.99 (3)	26.22 (2)	23.77 (8)	20.24 (0)	14.96 (1)	20.78 (3)	17.80 (0)	16.82 (1)	12.82 (0)
3	Dan Dodd	182.00	46	0	0	1	25.50 (7)	24.13 (8)	19.32 (3)	20.99 (6)	17.77 (3)	25.26 (11)	20.50 (5)	16.96 (3)	11.57 (0)
4	Clinton Dague	182.82	48	0	0	0	22.09 (6)	30.40 (10)	30.48 (10)	21.90 (1)	14.79 (3)	19.22 (6)	13.58 (10)	17.87 (1)	12.49 (1)
5	Rick Treinen	190.30	40	0	0	0	24.86 (6)	29.71 (8)	25.59 (7)	20.60 (3)	16.39 (6)	20.05 (3)	23.25 (6)	16.70 (1)	13.15 (0)
6	Fred Jacobs	201.89	22	0	0	0	29.00 (4)	28.11 (5)	25.82 (1)	26.29 (3)	21.00 (0)	20.34 (3)	19.62 (5)	18.15 (1)	13.56 (0)
7	Sergio Barot	209.18	20	0	1	0	29.66 (5)	28.71 (2)	26.51 (3)	25.85 (1)	17.62 (3)	21.89 (0)	20.22 (1)	22.77 (5)	15.95 (0)
8	Dave Ramsay	213.78	32	0	1	0	29.30 (8)	27.73 (6)	24.95 (9)	28.68 (1)	18.29 (0)	28.52 (3)	19.13 (2)	20.68 (2)	16.50 (1)
9	Greg Bartlett	226.09	41	0	2	0	27.96 (3)	28.78 (10)	25.67 (1)	31.07 (2)	18.60 (4)	32.39 (7)	19.82 (3)	21.12 (5)	20.68 (6)
10	Herb Cowan	227.47	66	1	2	0	30.09 (1)	33.62 (12)	23.26 (4)	24.91 (6)	19.84 (7)	26.52 (8)	31.65 (15)	22.86 (9)	14.72 (4)
11	Frank Perkins	231.22	65	0	1	1	29.61 (12)	32.22 (6)	35.46 (13)	25.75 (4)	22.16 (10)	20.95 (4)	21.49 (2)	22.60 (8)	20.98 (6)
12	Andy Flores	234.14	73	1	1	1	32.30 (20)	26.17 (3)	26.89 (10)	22.81 (7)	34.12 (12)	32.61 (3)	22.52 (8)	21.26 (8)	15.46 (2)
13	Glenn Yemoto	237.59	67	1	3	0	34.17 (16)	32.46 (8)	31.25 (6)	39.39 (7)	16.49 (0)	27.36 (11)	19.23 (4)	21.47 (15)	15.77 (0)
14	Kenny Dexter Jr.	238.68	28	0	1	0	36.15 (6)	31.64 (4)	32.89 (3)	27.86 (2)	20.80 (1)	24.25 (3)	28.28 (6)	21.46 (2)	15.35 (1)
15	Joseph Tsai	245.38	33	1	1	0	29.75 (3)	34.16 (2)	29.87 (7)	31.89 (5)	21.74 (4)	27.40 (3)	24.54 (4)	28.97 (4)	17.06 (1)
16	Herb Buehler	249.11	63	1	0	1	38.87 (14)	31.72 (5)	27.27 (4)	23.78 (5)	18.45 (1)	27.06 (4)	34.23 (21)	30.01 (8)	17.72 (1)
17	Andrew Mastorakis	249.32	49	0	2	1	32.32 (13)	37.54 (11)	29.85 (4)	31.30 (6)	29.31 (5)	24.82 (4)	22.88 (2)	22.19 (3)	19.11 (1)
18	Bruce Ragsdale	249.42	28	2	2	1	36.22 (5)	38.64 (10)	35.95 (1)	29.93 (2)	24.62 (7)	22.02 (1)	23.84 (1)	19.65 (1)	18.55 (0)
19	Lawrence Dotson	252.77	81	2	1	2	42.02 (10)	40.67 (19)	21.35 (4)	32.05 (7)	20.68 (5)	29.08 (8)	30.19 (14)	20.59 (7)	16.14 (7)
20	Joni Mahoney	258.50	38	0	1	0	34.00 (7)	35.11 (7)	34.84 (2)	28.80 (2)	23.46 (3)	25.31 (3)	29.09 (12)	28.68 (2)	19.21 (0)
21	Stephanie Spates	260.80	49	0	1	1	32.73 (3)	35.39 (2)	43.22 (13)	28.81 (1)	23.72 (8)	24.89 (9)	17.96 (0)	33.28 (13)	20.80 (0)
22	John A. Nelson	263.67	53	2	4	1	32.93 (13)	46.29 (18)	29.70 (5)	33.17 (1)	20.12 (3)	26.45 (3)	21.30 (0)	37.36 (7)	16.35 (3)
23	John Bawcom	265.81	34	1	0	1	41.31 (4)	29.55 (3)	31.43 (4)	40.29 (3)	20.10 (1)	25.60 (5)	34.48 (12)	24.53 (2)	18.52 (0)
24	Thomas Keating	293.56	23	0	0	1	34.10 (2)	36.17 (2)	43.31 (4)	43.98 (11)	23.92 (0)	36.26 (1)	29.75 (1)	30.41 (2)	15.66 (0)
25	Kenneth Leung	296.37	15	1	4	1	50.19 (0)	31.35 (3)	47.11 (10)	27.75 (0)	25.89 (0)	38.22 (1)	30.49 (1)	24.90 (0)	20.47 (0)
26	Darin Chiu	329.22	28	1	2	0	25.25 (3)	28.53 (3)	93.87 (1)	43.42 (2)	40.27 (4)	24.77 (5)	22.27 (4)	28.77 (1)	22.07 (5)



2004 California State Championship August 7, 2004

All Shooters



Match --Penalties--
Score PD NT PE FN

Stage 1 Stage 2 Stage 3 Stage 4 Stage 5 Stage 6 Stage 7 Stage 8 Stage 9

SSP - Marksman


1 Kevin Buchanan	199.23	30	0	1	0	26.71 (1)	31.61 (10)	24.44 (3)	23.67 (1)	17.71 (2)	20.34 (3)	18.33 (4)	22.46 (5)	13.96 (1)
2 Matt McCourt	231.29	41	0	2	1	40.10 (11)	41.15 (12)	28.54 (2)	27.77 (2)	20.36 (2)	22.17 (2)	19.11 (4)	18.03 (3)	14.06 (3)
3 Kelly Houser	246.63	42	0	3	0	35.80 (8)	33.87 (11)	30.99 (2)	27.90 (5)	21.17 (5)	24.56 (6)	24.43 (0)	28.20 (5)	19.71 (0)
4 Howard Gootkin	248.19	22	0	2	0	29.88 (2)	35.73 (5)	35.33 (1)	28.04 (4)	25.02 (1)	29.24 (2)	24.86 (7)	23.47 (0)	16.62 (0)
5 Erik Radock	254.25	44	0	1	0	33.41 (10)	44.13 (7)	31.05 (6)	25.08 (0)	23.01 (4)	32.92 (6)	25.19 (7)	23.05 (2)	16.41 (2)
6 Jim Wilimek	257.64	45	2	1	1	48.55 (15)	37.06 (3)	30.21 (9)	33.35 (5)	19.83 (1)	25.20 (1)	25.28 (8)	20.42 (2)	17.74 (1)
7 Vincent Burger	264.83	60	1	4	0	40.41 (13)	39.25 (10)	25.19 (2)	37.21 (8)	23.07 (2)	30.95 (7)	24.62 (7)	24.19 (6)	19.94 (5)
8 Steve Sawyer	267.45	43	1	2	1	33.31 (8)	33.34 (6)	44.49 (12)	40.86 (7)	20.50 (4)	23.95 (2)	31.64 (3)	23.63 (1)	15.73 (0)
9 Tim Moran	276.41	65	2	3	1	36.57 (15)	40.39 (11)	32.63 (10)	37.81 (3)	26.36 (9)	22.23 (4)	31.12 (5)	29.39 (5)	19.91 (3)
10 Greg Dougherty	277.06	73	1	1	0	36.95 (17)	37.68 (14)	32.21 (3)	35.05 (6)	23.43 (6)	42.38 (12)	26.73 (5)	26.58 (9)	16.05 (1)
11 Pete Smithson	277.70	30	1	2	0	35.31 (5)	34.15 (3)	39.46 (1)	34.91 (7)	24.82 (5)	34.85 (2)	28.81 (5)	31.13 (2)	14.26 (0)
12 Susan Moran	288.23	53	0	0	0	35.87 (6)	35.69 (5)	44.36 (10)	33.75 (0)	25.34 (9)	30.40 (9)	32.51 (5)	26.41 (1)	23.90 (8)
13 Kevin Strait	289.94	66	0	5	2	31.51 (8)	56.72 (13)	34.15 (5)	32.99 (1)	19.57 (2)	30.74 (10)	37.20 (20)	28.12 (6)	18.94 (1)
14 Peter Matlin	303.31	20	0	2	0	36.55 (1)	46.76 (7)	37.94 (1)	37.56 (3)	27.54 (0)	36.49 (1)	29.19 (4)	26.91 (2)	24.37 (1)
15 James Derichsweiler	305.73	38	1	1	2	38.09 (7)	49.38 (11)	36.89 (4)	29.30 (0)	36.20 (13)	29.68 (0)	30.04 (1)	28.64 (2)	27.51 (0)
16 Jane Fleming	307.86	41	1	1	0	39.42 (4)	48.82 (9)	43.56 (7)	43.36 (1)	23.50 (4)	32.04 (6)	32.37 (8)	27.83 (2)	16.96 (0)
17 Greg Paley	310.75	72	1	1	3	37.29 (6)	43.19 (10)	40.08 (12)	48.07 (21)	27.64 (6)	29.09 (7)	26.37 (6)	29.37 (4)	29.65 (0)
18 Bill Miller	312.38	21	0	1	0	42.70 (1)	40.95 (8)	39.57 (0)	43.14 (5)	28.61 (1)	33.37 (0)	29.96 (0)	34.74 (5)	19.34 (1)
19 Susan Allen	323.92	74	1	4	1	40.01 (13)	43.10 (11)	41.07 (7)	43.03 (10)	27.45 (2)	31.11 (5)	42.32 (10)	35.97 (15)	19.86 (1)
20 John Schlegel	326.69	50	0	2	1	39.59 (1)	41.10 (8)	41.09 (15)	36.26 (4)	20.98 (3)	42.40 (7)	54.77 (4)	27.27 (6)	23.23 (2)
21 Mannie Clinnick	376.84	61	1	2	3	53.68 (17)	50.42 (5)	55.46 (6)	51.01 (3)	25.88 (2)	37.89 (15)	37.64 (3)	42.28 (10)	22.58 (0)
22 Doug Sallee	388.52	69	1	5	0	44.19 (10)	58.20 (10)	51.46 (13)	44.14 (9)	38.93 (4)	53.97 (5)	35.19 (2)	35.79 (9)	26.65 (7)

SSP - Novice

1 John C. Bates	290.91	93	2	4	2	33.66 (9)	41.19 (7)	34.06 (7)	35.76 (18)	40.77 (18)	29.97 (10)	34.23 (20)	23.64 (4)	17.63 (0)
2 Susan Soesbe	321.62	35	0	0	0	54.29 (6)	45.61 (8)	31.71 (2)	39.18 (3)	30.45 (5)	40.43 (1)	31.26 (4)	29.54 (4)	19.15 (2)
3 Kathy Gray	341.74	98	0	1	3	43.61 (10)	54.00 (17)	46.55 (19)	42.54 (1)	25.52 (7)	32.69 (9)	51.28 (21)	28.27 (12)	17.28 (2)
4 Ana Dague	382.90	58	0	2	1	61.57 (11)	55.09 (12)	62.11 (8)	42.36 (7)	30.22 (3)	40.64 (6)	48.76 (9)	22.36 (2)	19.79 (0)

SSR - Master

DC Randy Lee	224.71	17	0	0	1	31.81 (1)	28.65 (0)	37.25 (8)	28.99 (1)	14.98 (1)	22.71 (4)	24.74 (1)	23.00 (1)	12.58 (0)
--------------	---------------	----	---	---	---	-----------	-----------	-----------	-----------	-----------	-----------	-----------	-----------	-----------



2004 California State Championship August 7, 2004

All Shooters



Match --Penalties--
Score PD NT PE FN

Stage 1 Stage 2 Stage 3 Stage 4 Stage 5 Stage 6 Stage 7 Stage 8 Stage 9

SSR - Expert

1 Joe Metz	268.29	52	1	3	1	34.88 (10)	37.51 (5)	29.67 (2)	33.13 (10)	19.06 (4)	25.22 (2)	28.27 (3)	44.02 (15)	16.53 (1)
------------	---------------	----	---	---	---	------------	-----------	-----------	------------	-----------	-----------	-----------	------------	-----------

SSR - Sharpshooter

1 Lisa Farrell	241.57	28	0	3	0	38.13 (10)	31.16 (0)	33.22 (1)	26.46 (0)	20.57 (7)	22.03 (3)	31.42 (3)	25.46 (3)	13.12 (1)
2 Jerry Turner	268.68	17	0	1	0	31.36 (3)	49.35 (5)	33.36 (3)	29.87 (1)	17.48 (0)	24.38 (1)	36.52 (1)	29.87 (2)	16.49 (1)
3 Nelson Dymond	280.22	56	0	5	2	43.40 (4)	41.23 (5)	39.60 (7)	32.85 (12)	26.19 (11)	25.08 (2)	25.16 (6)	30.62 (7)	16.09 (2)
4 Scott Beckham	287.67	51	1	2	2	43.28 (2)	50.50 (12)	34.80 (7)	29.18 (4)	17.37 (1)	23.61 (5)	29.80 (5)	43.75 (14)	15.38 (1)
5 Ralph Magnus	297.26	24	0	0	0	30.32 (2)	95.47 (7)	28.90 (5)	32.99 (6)	18.88 (1)	25.61 (1)	28.50 (1)	23.21 (1)	13.38 (0)

SSR - Marksman

1 Heeday Magome	258.80	52	0	1	1	37.31 (9)	41.55 (7)	35.28 (8)	34.23 (17)	20.76 (4)	28.92 (1)	24.38 (5)	22.81 (0)	13.56 (1)
2 Niels Mastrup	294.56	21	1	2	0	36.39 (3)	42.39 (4)	35.13 (2)	36.67 (2)	21.61 (0)	30.54 (2)	32.25 (1)	39.12 (7)	20.46 (0)
3 Yuki Ichikawa	298.05	31	0	0	0	37.04 (1)	43.19 (4)	37.83 (4)	35.50 (2)	25.43 (3)	36.21 (5)	28.99 (6)	32.18 (0)	21.68 (6)
4 Art Leach	335.63	45	0	1	0	41.58 (3)	48.98 (12)	42.36 (4)	44.57 (6)	27.56 (4)	33.48 (12)	35.12 (1)	34.96 (2)	27.02 (1)
5 John DeFonte	339.31	32	0	3	0	38.07 (9)	57.52 (7)	41.63 (2)	40.67 (5)	28.67 (6)	35.96 (0)	36.45 (3)	28.76 (0)	31.58 (0)
6 Charles Bradshaw	341.39	48	0	1	0	43.74 (10)	56.46 (7)	45.55 (3)	41.00 (12)	23.92 (1)	33.98 (6)	35.49 (6)	38.66 (2)	22.59 (1)
7 Lee R. Gaca	376.54	42	1	2	0	43.36 (9)	50.92 (8)	48.75 (4)	39.59 (1)	24.32 (0)	54.23 (0)	44.44 (12)	38.84 (7)	32.09 (1)



2004 California State Championship August 7, 2004

All Shooters



Total Match Penalties:

Target Points Down (PD) - 7,043
Hits on Non-Threats (NT) - 85
Procedural Errors (PE) - 242
Failures to Neutralize (FN) - 89

Key to Penalties:

PD = Target Points Down. Each point down adds 1/2 second to your score.
NT = Hit on Non Threat target. Each HNT adds 5 seconds to your score.
PE = Procedural Error. Each adds 3 seconds to your score.
FN = Failure to Neutralize (no hits in the 0 or -1 zone) Each adds 5 seconds to your score.

Key to Abbreviations:

CDP = **Custom Defensive Pistol**, such as 1911. Must be .45 ACP with maximum magazine load of 8 rounds
ESP = **Enhanced Service Pistol**, single action or SA/DA such as H&K P7 or CZ-75 or Springfield XD
SSP = **Stock Service Pistol**, double action or 'Safe Action' such as Glock or SIG
ESR = **Enhanced Service Revolver**, rimmed or rimless ammo, full moon clip, power factor of 165,000
SSR = **Stock Service Revolver**, rimmed case ammo, no full moon clips
DNF = **Did Not Finish**