

**Using ForScore
to score the
2011 IDPA Postal Match**

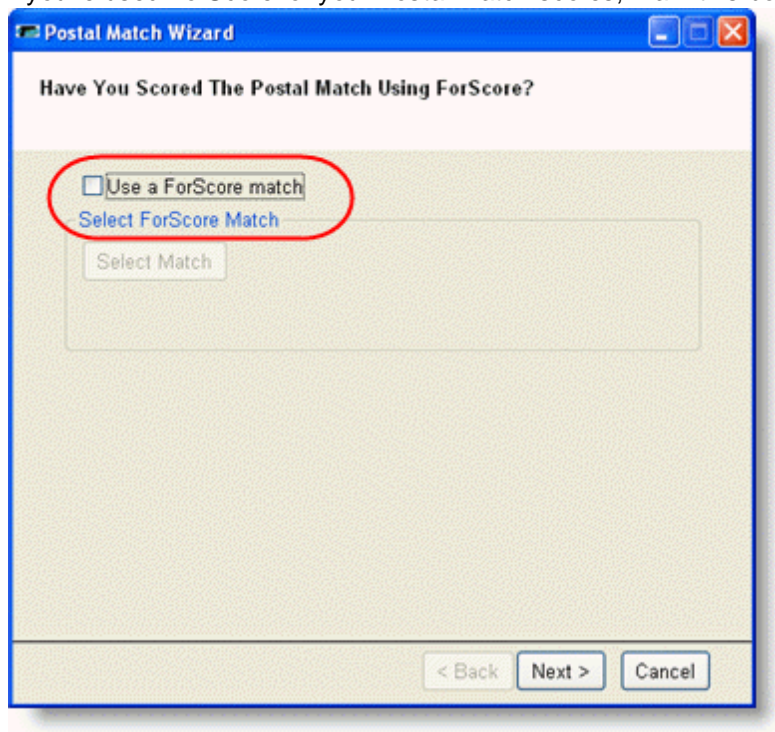
Using ForScore For The 2011 Postal Match

If you are using ForScore version 2.0 to score your club matches, there's an easy way to participate in the IDPA Postal Match without having to enter scores twice.

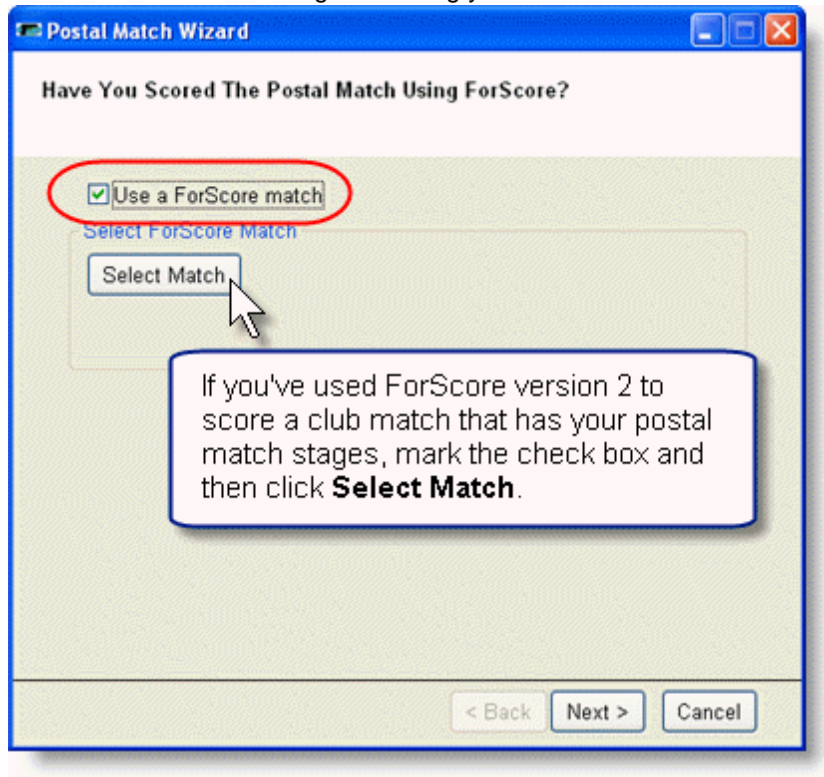
All you need to do is:

1. Set up and score your match with ForScore as usual.
2. Download and install the Postal Match software from the IDPA website.
3. The software will detect ForScore on your computer and will offer to let you select your match and to specify which stages are Postal Match stages.

If you've used ForScore for your Postal Match scores, mark this box in the Postal Match software.

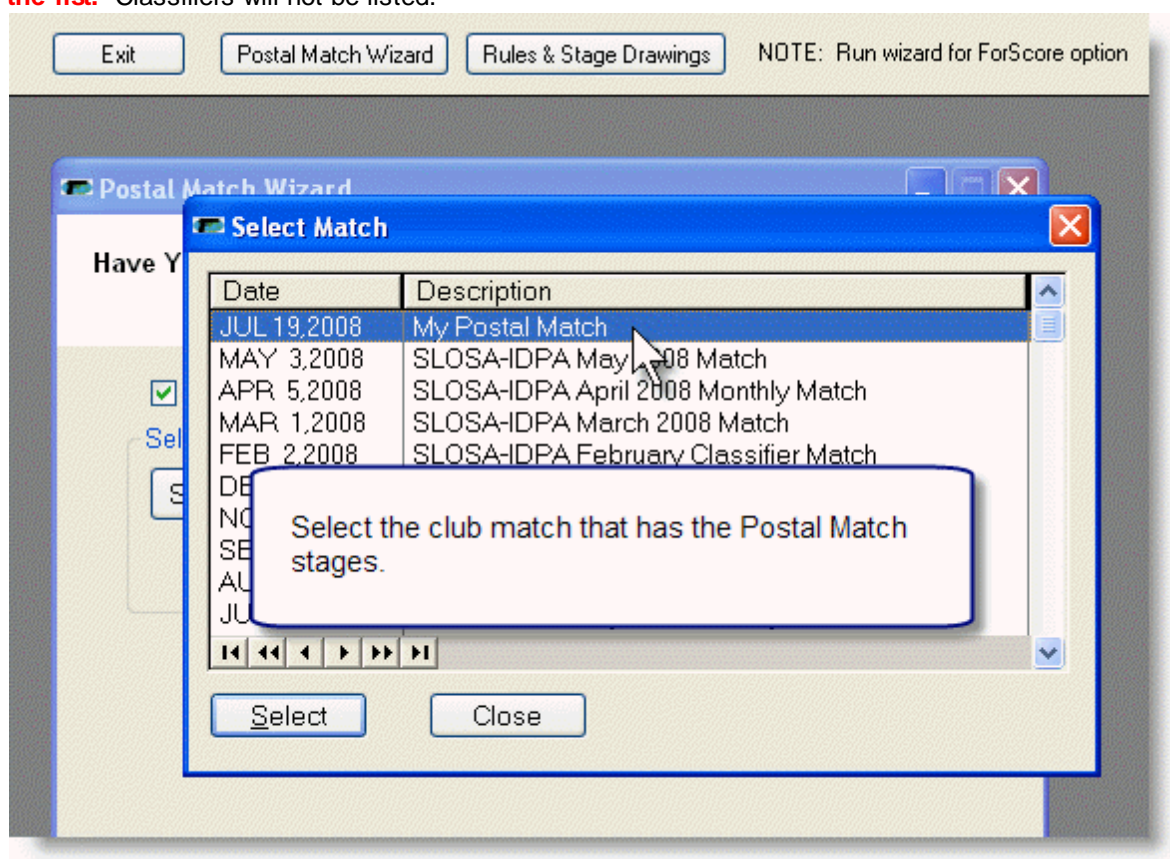


Then click the button to begin selecting your match.



Pick the match that contains your Postal Match stages.

NOTE: **Only matches shot during the time period eligible for the Postal Match will appear in the list.** Classifiers will not be listed.



Specify which stages from your club match correspond to which stages for the Postal Match.

Postal Match Wizard

Have You Scored The Postal Match Using ForScore?

Use a ForScore match

Select ForScore Match

Select Match

JUL 19,2008 My Postal Match

Specify which of your club match stages are the Postal Match stages.

Select ForScore Stages

Postal stage 1 is this match stage: 1

Postal stage 2 is this match stage: 2

Postal stage 3 is this match stage: 6

Postal stage 4 is this match stage: 5

< Back Next > Cancel

In that the Postal Match is only open to shooters who have valid IDPA membership IDs, any of your club shooters who do not have memberships will be eliminated from the file the Postal Match software creates.

Shooters must be classified. If someone is not classified in the division he's shooting, he needs to be entered with his classification from another division (see page 72 of the rule book), NOT as "unclassified".

You might want to give those guys some time to join IDPA, and then generate the score file later. Just remember to e-mail the scores (or send them on a disk) so as to arrive no later than the cutoff date.

